

EUROCOM



GENERAL DATA

Applications

Multistage horizontal centrifugal pump, featuring extremely silent running suitable for domestic use for water supply and pressurization, irrigation of gardens and vegetable gardens, and moving water in general.

Pump construction characteristics

Pump body in technopolymer. Motor support in die-cast aluminium, seal holder in AISI 304 steel. Mechanical seal in carbon/ceramic. Rotor shaft in AISI 304 steel. Impellers, diffuser bodies and diffusers in technopolymer. Wear rings in stainless steel.

Motor construction characteristics

Continuous duty asynchronous motor.

Built-in thermal and current overload protection and a capacitor permanently in circuit in the single-phase version.

Protection for the three-phase version is the responsibility of the user.

Motor protection level: IP 44

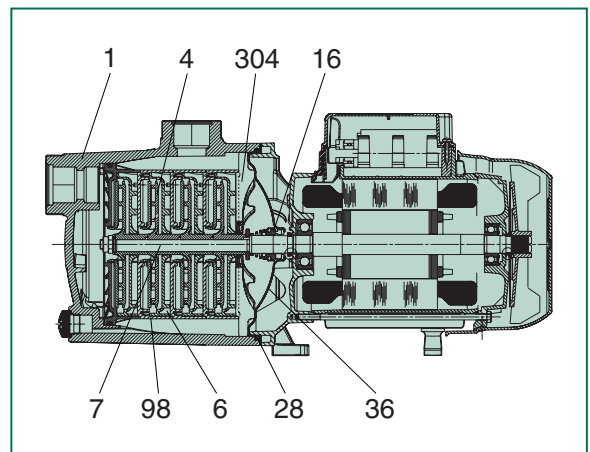
Terminal board protection level: IP 55

Insulation class: F

Standard voltage: single-phase 220/240V - 50 Hz - 2 poles
 three-phase 230/400V - 50 Hz - 2 poles

TECHNICAL DATA

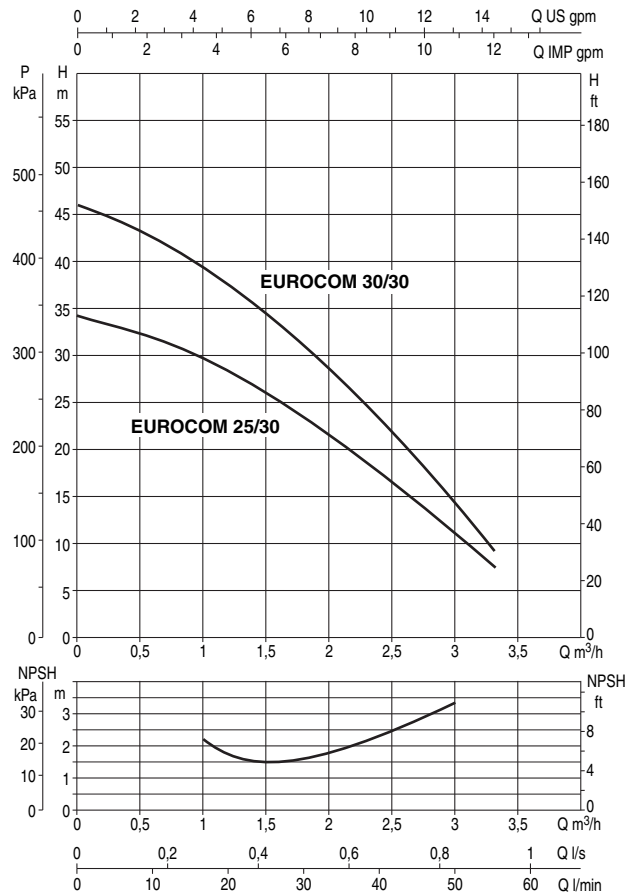
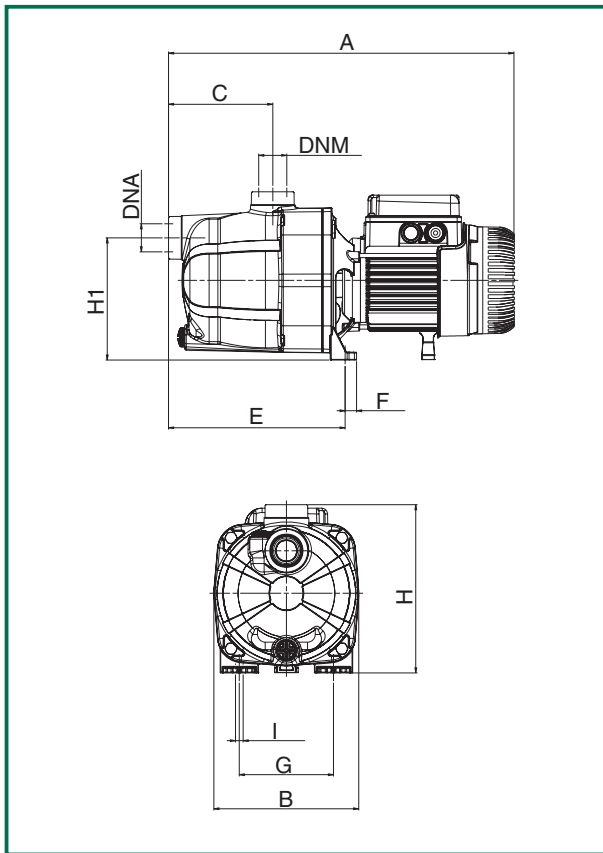
N.	PARTS	MATERIALS
1	PUMP BODY	TECHNOPOLYMER
4	IMPELLER	TECHNOPOLYMER
6	DIFFUSER	TECHNOPOLYMER
7	SHAFT WITH ROTOR	AISI 304 X5CRNI 1810 UNI 6900/71 STAINLESS STEEL
16	MECHANICAL SEAL	CARBON/CERAMIC
28	GASKET OR	NBR
36	SEAL HOLDER COVER	AISI 304 X5CRNI 1810 UNI 6900/71 STAINLESS STEEL
98	DIFFUSER BODY	TECHNOPOLYMER
304	REAR DISK	TECHNOPOLYMER



- Operating range: from 10 to 120 l/min. with a head of up to 72 m.
- Pumped liquid characteristics: clean, free from solid or abrasive substances, not viscous, not aggressive, not crystallised, chemically neutral and close to the characteristics of water.
- Liquid temperature range: from 0°C to +35°C for domestic use (EN 60335-2-41)
from 0°C to +40°C for other uses.
- Maximum ambient temperature: +40°C
- Maximum operating pressure: 6 bar (600 kPa)
- Installation: fixed or portable in a horizontal position

The performance curves are based on the kinematic viscosity values = 1 mm²/s and density equal to 1000 Kg/m³. Curve tolerance according to ISO 9906.
 Liquid temperature range: from 0 °C to +35°C
 Maximum ambient temperature: +40°C

EUROCOM 30

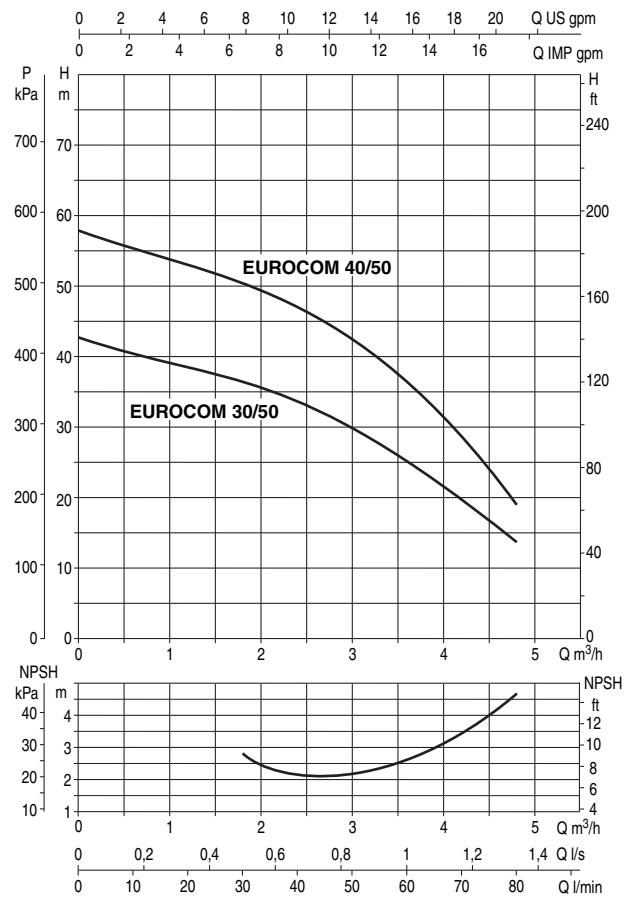
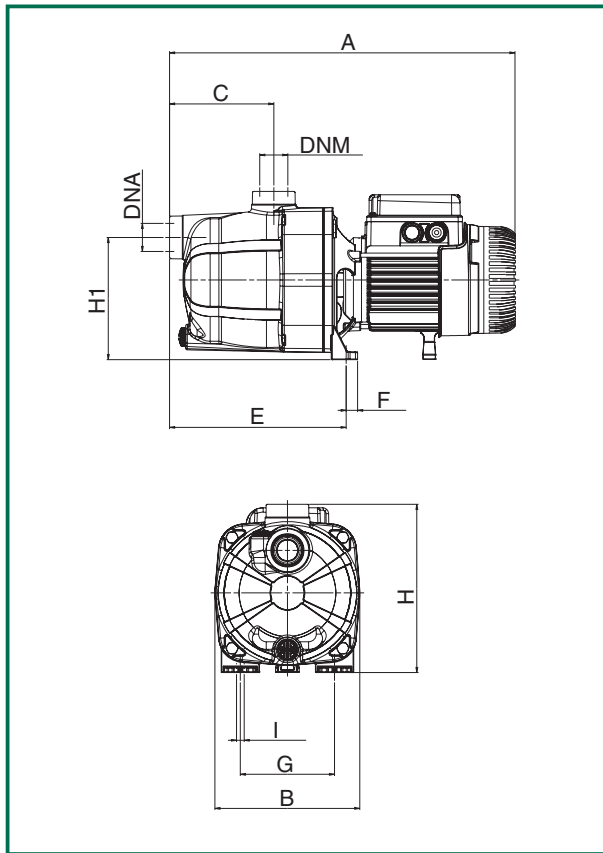


MODEL	A	B	C	E	F	G	I Ø	H	H1	H2	DNA	DNM	PACKING DIMENSIONS			VOLUME m ³	WEIGHT	
													L/A	L/B	H		M	T
EUROCOM 25/30	406	170	122	208	14	111	9	198	144	-	1" G	1" G	470	240	240	0,027	8	8
EUROCOM 30/30	406	170	122	208	14	111	9	198	144	-	1" G	1" G	470	240	240	0,027	8,8	8,8

MODEL	ELECTRICAL DATA							HYDRAULIC DATA (n = 2800 1/min)															
	N° IMPELLER	VOLTAGE 50 Hz	P1 MAX kW	P2 NOMINAL		In A	CAPACITOR		Q														
				kW	HP		µF	Vc	m ³ /h	0	0,6	1,2	1,8	2,4	3	3,3							
EUROCOM 25/30 M	3	1x220-240 V ~	0,52	0,37	0,5	2,4	10	450	H (m)	34	31,7	28,3	23,5	17,5	11	8							
EUROCOM 25/30 T		3x230-400 V ~	0,56	0,37	0,5	1,9/1,1	-	-															
EUROCOM 30/30 M	4	1x220-240 V ~	0,72	0,51	0,7	3,4	12,5	450									46	42,2	37,8	31,2	23,3	14,3	10
EUROCOM 30/30 T		3x230-400 V ~	0,72	0,51	0,7	2,7/1,5	-	-															

The performance curves are based on the kinematic viscosity values = 1 mm²/s and density equal to 1000 Kg/m³. Curve tolerance according to ISO 9906.
 Liquid temperature range: from 0 °C to +35°C
 Maximum ambient temperature: +40°C

EUROCOM 50

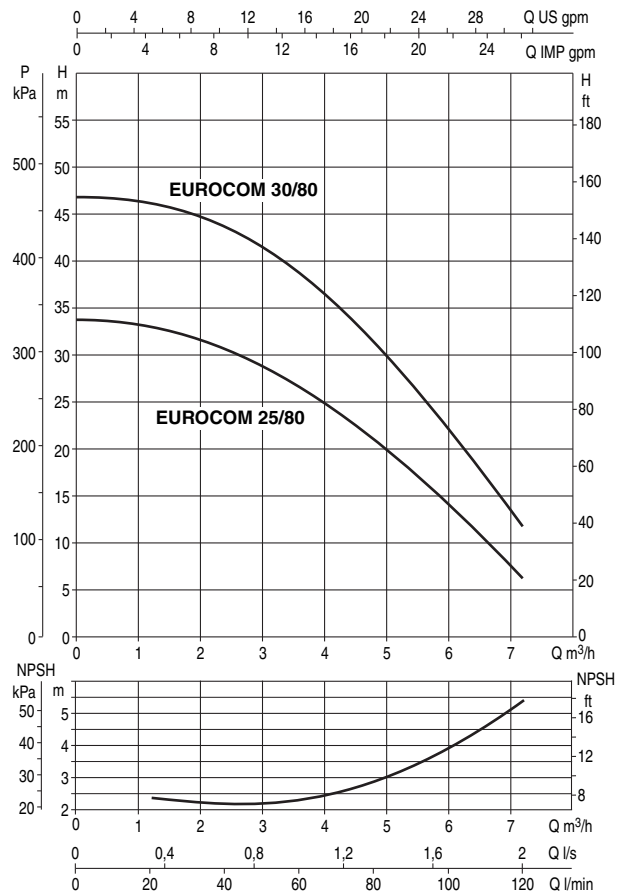
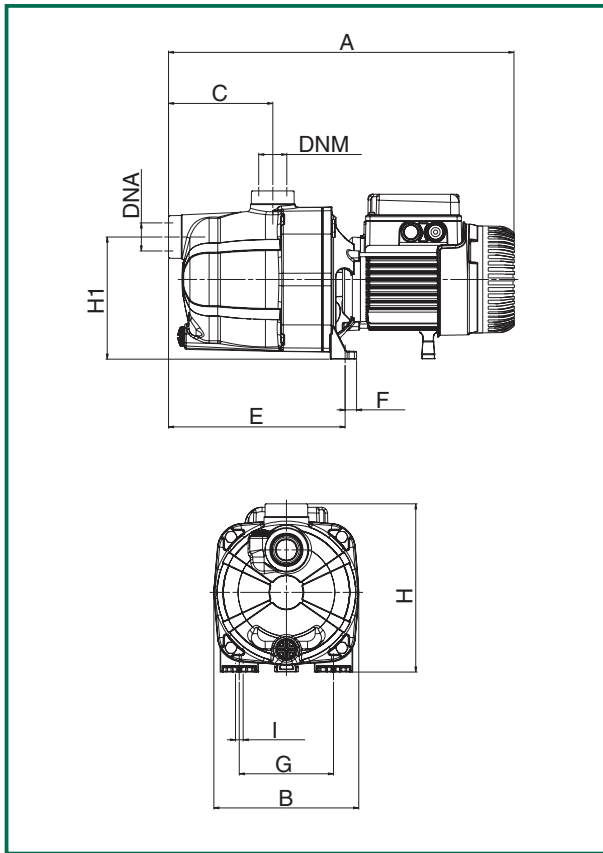


MODEL	A	B	C	E	F	G	I Ø	H	H1	H2	DNA	DNM	PACKING DIMENSIONS			VOLUME m ³	WEIGHT	
													L/A	L/B	H		M	Kg
EUROCOM 30/50	406	170	122	208	14	111	9	198	144	-	1" G	1" G	470	240	240	0,027	8,8	8,8
EUROCOM 40/50	406	170	122	208	14	111	9	203	144	-	1" G	1" G	470	240	240	0,027	11	11,3

MODEL	ELECTRICAL DATA								HYDRAULIC DATA (n ≈ 2800 1/min)											
	N° IMPELLER	VOLTAGE 50 Hz	P1 MAX kW	P2 NOMINAL		In A	CAPACITOR		Q m ³ /h l/min	H (m)										
				kW	HP		µF	Vc		0	0,6	1,2	1,8	2,4	3	3,3	3,6	4,2	4,8	
EUROCOM 30/50 M	3	1x220-240 V ~	0,88	0,55	0,75	3,9	12,5	450	H (m)	42	40,2	38,2	36,2	33,8	30	27,5	24,8	19,5	14	
EUROCOM 30/50 T		3x230-400 V ~	0,87	0,64	0,75	2,8/1,6	-	-		58	55,3	52,8	50,1	47,1	42,7	39,5	35,8	28	19	
EUROCOM 40/50 M	4	1x220-240 V ~	1,2	0,75	1	5,3	20	450		42	40,2	38,2	36,2	33,8	30	27,5	24,8	19,5	14	
EUROCOM 40/50 T		3x230-400 V ~	1,18	0,75	1	3,8/2,2	-	-		58	55,3	52,8	50,1	47,1	42,7	39,5	35,8	28	19	

The performance curves are based on the kinematic viscosity values = 1 mm²/s and density equal to 1000 Kg/m³. Curve tolerance according to ISO 9906.
 Liquid temperature range: from 0 °C to +35°C Maximum ambient temperature: +40°C

EUROCOM 80



MODEL	A	B	C	E	F	G	I Ø	H	H1	H2	DNA	DNM	PACKING DIMENSIONS			VOLUME m ³	WEIGHT	
													L/A	L/B	H		M Kg	T Kg
EUROCOM 25/80	406	170	122	208	14	111	9	198	144	-	1" G	1" G	470	240	240	0,027	8,8	8,8
EUROCOM 30/80	406	170	122	208	14	111	9	203	144	-	1" G	1" G	470	240	240	0,027	11	11,3

MODEL	ELECTRICAL DATA							HYDRAULIC DATA (n = 2800 1/min)														
	N° IMPELLER	VOLTAGE 50 Hz	P1 MAX kW	P2 NOMINAL		In A	CAPACITOR		Q													
				kW	HP		µF	Vc	m³/h	0	0,6	1,2	1,8	2,4	3	3,3	3,6	4,2	4,8	6	7,2	
EUROCOM 25/80 M	3	1x220-240 V ~	0,88	0,55	0,75	3,9	12,5	450	H (m)	34	33,7	33,2	32	30,5	28,7	27,5	26	23,9	21	14,5	6,3	
EUROCOM 25/80 T		3x230-400 V ~	0,87	0,55	0,75	2,8/1,6	-	-		47,3	47	46,3	45,2	43,5	41	39,9	38	34,8	31	23	12	
EUROCOM 30/80 M	4	1x220-240 V ~	1,14	0,8	1,1	5,2	20	450		47,3	47	46,3	45,2	43,5	41	39,9	38	34,8	31	23	12	
EUROCOM 30/80 T		3x230-400 V ~	1,04	0,8	1,1	3,3/1,9	-	-														