

EUROCOM SP



GENERAL DATA Applications

Multistage horizontal centrifugal pump, featuring extremely silent running suitable for domestic use: movement of aggressive water in general containing chlorine (water coming from swimming pools).

Pump construction characteristics

Pump body in technopolymer. Motor support in die-cast aluminium, seal holder cover in AISI 316 STAINLESS steel. Mechanical seal in carbon/ceramic. Rotor shaft in AISI 316 STAINLESS STEEL. Impellers, diffuser bodies and diffusers in technopolymer. Wear rings in stainless steel.

Motor construction characteristics

Continuous duty asynchronous motor.

Built-in motor overload cut out and a capacitor permanently on in the single-phase version.

Protection for the three-phase version is the responsibility of the user.

Motor protection level: IP 44

Terminal board protection level: IP 55

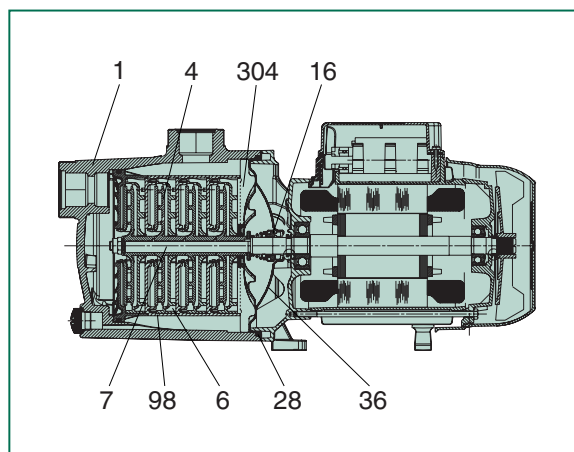
Insulation class: F

Standard voltages: Single-phase 220/240V - 50 Hz - 2 poles

Three-phase 230/400V - 50 Hz - 2 poles

TECHNICAL DATA

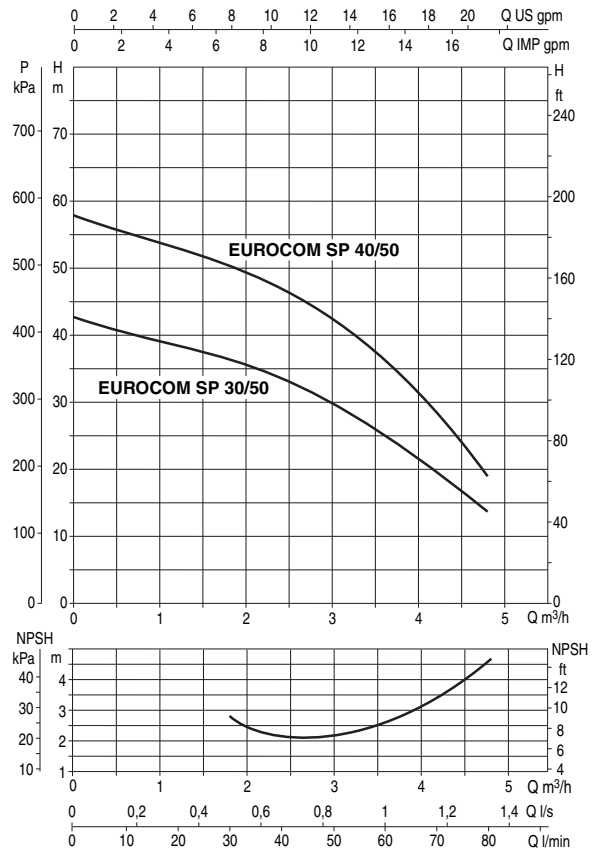
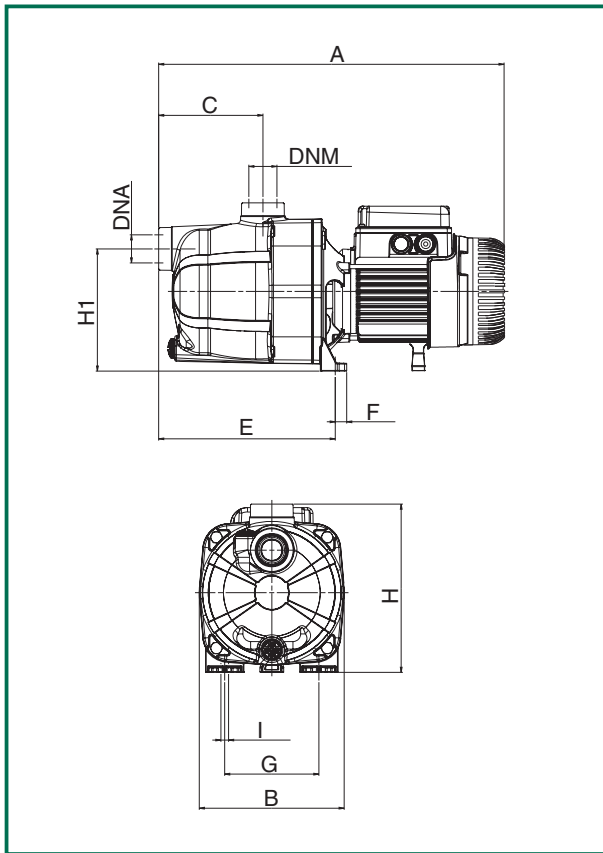
N.	PARTS	MATERIALS
1	PUMP BODY	TECHNOPOLYMER
4	IMPELLER	TECHNOPOLYMER
6	DIFFUSER	TECHNOPOLYMER
7	SHAFT WITH ROTOR	STAINLESS STEEL AISI 316
16	MECHANICAL SEAL	CARBON/CERAMIC
28	GASKET OR	NBR
36	SEAL HOLDER COVER	STAINLESS STEEL AISI 316
98	DIFFUSER BODY	TECHNOPOLYMER
304	REAR DISK	TECHNOPOLYMER



- Operating range: from 10 to 80 l/min. with head up to 58 m.
- Pumped liquid: clean, free from solids and abrasive substances, water coming from swimming pools (containing chlorine).
- Liquid temperature range: from 0°C to +35°C for domestic use (EN 60335-2-41)
from 0°C to +40°C for other uses.
- Maximum ambient temperature: +40°C
- Maximum operating pressure: 6 bar (600 kPa)
- Installation: fixed or portable in horizontal position

The performance curves are based on the kinematic viscosity values = 1 mm²/s and density equal to 1000 Kg/m³. Curve tolerance according to ISO 9906.
 Liquid temperature range: from 0 °C to +35°C Maximum ambient temperature: +40°C

EUROCOM SP 50



MODEL	A	B	C	E	F	G	I Ø	H	H1	H2	DNA	DNM	PACKING DIMENSIONS			VOLUME m ³	WEIGHT	
													L/A	L/B	H		M	Kg
EUROCOM SP 30/50	406	170	122	208	14	111	9	198	144	-	1" G	1" G	470	240	240	0,027	8,8	8,8
EUROCOM SP 40/50	406	170	122	208	14	111	9	203	144	-	1" G	1" G	470	240	240	0,027	11	11,3

MODEL	ELECTRICAL DATA							HYDRAULIC DATA (n ≈ 2800 1/min)											
	VOLTAGE 50 Hz	P1 MAX kW	P2 NOMINAL		In A	CAPACITOR		Q											
			kW	HP		µF	Vc	m ³ /h	0	0,6	1,2	1,8	2,4	3	3,3	3,6	4,2	4,8	
EUROCOM SP 30/50 M	1x220-240 V ~	0,88	0,55	0,75	3,9	12,5	450	H (m)	42,2	40,2	38,2	36,2	33,8	30	27,5	24,8	19,5	14	
EUROCOM SP 30/50 T	3x230-400 V ~	0,87	0,55	0,75	2,8-1,6	-	-		57,7	55,3	52,8	50,1	47,1	42,7	39,5	35,8	28	19,2	
EUROCOM SP 40/50 M	1x220-240 V ~	1,2	0,75	1	5,3	20	450												
EUROCOM SP 40/50 T	3x230-400 V ~	1,18	0,75	1	3,8-2,2	-	-												