

FEKAFOS 550

FITTED FOR
 FEKA 600 NA
 FEKA VS/VX 550 M-NA/T-NA
 FEKA VS/VX 750 M-NA/T-NA
 FEKA VS/VX 1000 M-NA/T-NA
 FEKA VS/VX 1200 M-NA/T-NA
 FEKA 1400/1800
 GRINDER 1800



GENERAL DATA

Applications

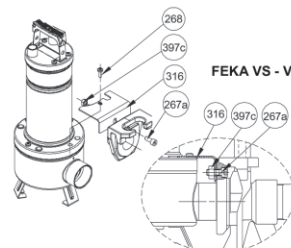
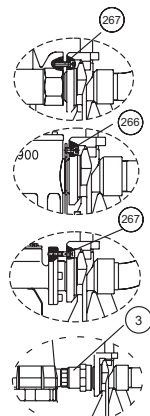
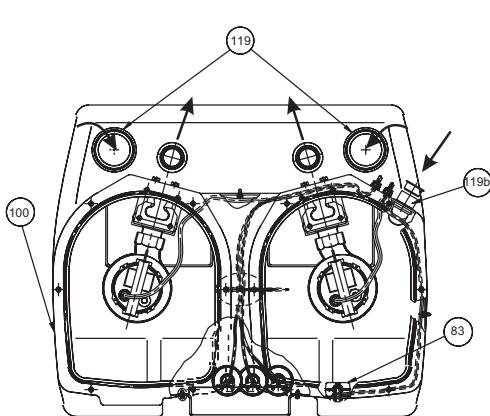
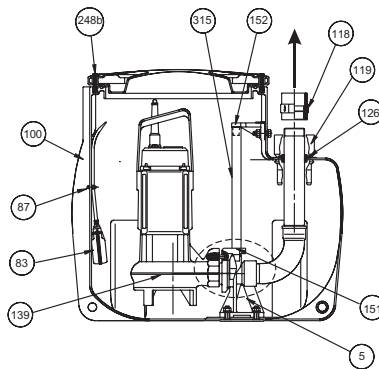
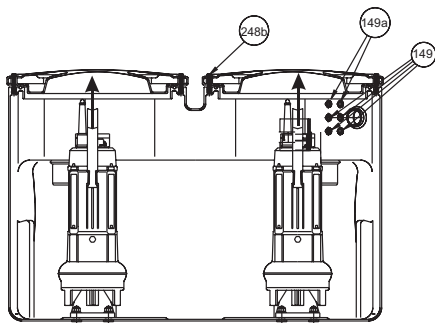
Automatic system for collecting, lifting and pumping black water and domestic/industrial waste from basements located under the level of the drains into sewers.

Pumped liquid

Phreatic water, rain water, clear waste water, black waste water and water from rivers and lakes.

Technical features

FEKABOX 550 comprises a high density polyethylene tank with an effective capacity of 550 litres, with 2 sturdy gas and liquid proof sealed covers, 2 DSD-2 devices to simplify pump maintenance, supports, slides, hose brackets and chute hoses, and pipe fittings for connecting the two pumps to the drains. Fitted for two non-automatic electric pump (see models indicated above) **to be ordered separately**. Complete with: 3 bulb floats mounted on a stainless steel support, cable holder for connecting the float and pump cables to the electrical panel (**to order separately according to the table**). Complete with DN110 suction manifolds and 2" delivery manifolds. Complete with connector for DN50 vent tube. An alarm float can be used on request.

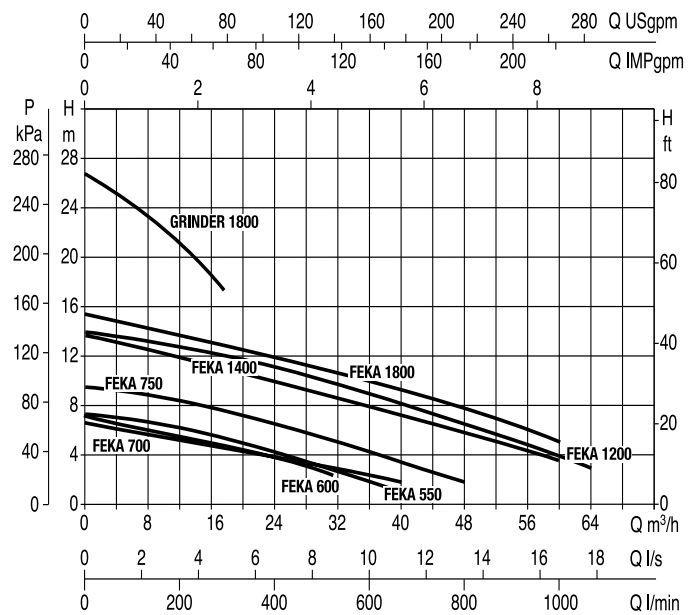
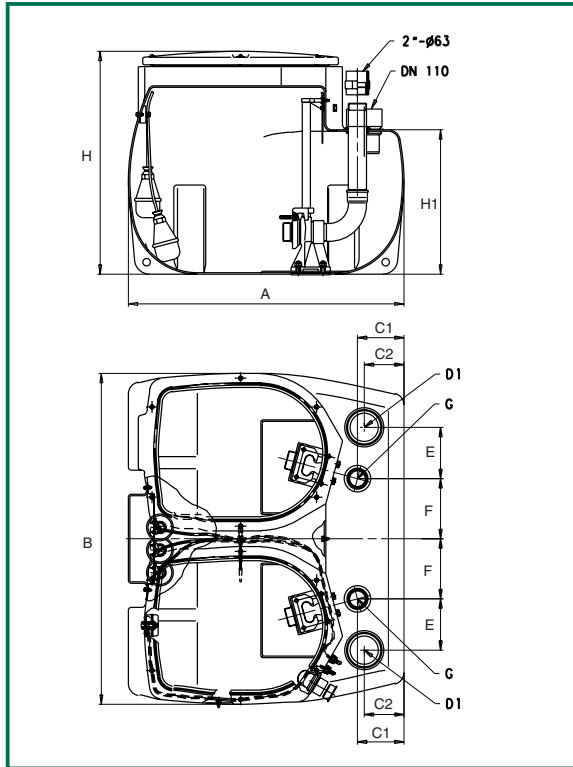


5	FIXED PART
14	COVER
83	"ALARM" FLOAT (not supplied)
87	CABLE CLAMP
100	TANK
118	SLEEVE 63X2"
119	UNION DN 110 (inlet)
119b	45° ELBOW DN 50 (inlet)
126	OUTLET HOSE CLAMP
139	PUMP
149	CABLE HOLDER PG 11
149a	CABLE HOLDER PG 13,5
151	SLIDE MOBILE PART
152	FASTENING BRACKET
248b	COVER SCREW
266	TCEI SCREW M10X16
267	TCEI SCREW M10X60 UNI 5931
267a	TCEI SCREW M10X25 UNI 5931
268	PUMP FLANGE SCREW
315	GUIDE HOSES
316	ANTI-ROTATION BRACKET
397c	M10 NUT

TECHNICAL DATA

- Operating range: from 1 to 65 m³/h with head up to 26,5 metres
- Liquid temperature range: +55°C

The performance curves are based on the kinematic viscosity values = 1 mm²/s and density equal to 1000 kg/m³. Curve tolerance according to ISO 9906.



Curves refer to two pumps in function.

MODEL	A	B	C1	C2	D1	E	F	G	H	H1	WEIGHT Kg
FEKAFOS 550/...	920	1100	155	135	DN 110	170	200	2"	745	480	94

CHOICE OF PUMP/ELECTRICAL PANEL

PUMP MODEL	P2 NOMINAL ELECTRIC PUMP		SINGLE-PHASE 230V~ 50 Hz	THREE-PHASE 400V~ 50 Hz
	kW	HP		
2FEKA 600 NA	0,55	0,75	E2D2,6 M	E2D2 T
2FEKA VS-VX 550 NA	0,55	0,75	E2D 2,6 M	E2D2T
2FEKA VS-VX 750 NA	0,75	1	E2D 2,6 M	E2D2T
2FEKA VS-VX 1000 NA	1	1,36	E2D 2,6 M	E2D3T
2FEKA VS-VX 1200 NA	1,2	1,6	E2D 2,6 M	E2D3T
2FEKA 1400	1,1	1,5	E2D6 M	-
2FEKA 1800	1,5	2	-	E2D5 T
2GRINDER 1800	1,5	2	-	E2D5 T